

STEPHENSON RAILWAY MUSEUM

A VISUAL GUIDE

Opening Times

Open every weekend and during North Tyneside school holidays.

11am - 4pm

Free entry, donations are welcome and directly support our museums and heritage trains.

Train rides Passenger trains run, subject to the availability of locomotives, on Sundays and Bank Holiday Mondays in February half term and from April to October between 11.30 am and 3.00pm.

Please also check the website for up to date times

<https://stephensonrailwaymuseum.org.uk/visit-us>

How to find us

- Stephenson Railway Museum
- Middle Engine Lane
- North Shields
- NE29 8DX
- Tel: (0191) 200 7146
- Textphone: 18001 0191 200 7146
- Email: info@stephensonrailwaymuseum.org.uk

How to get here

□ **By Public Transport**

- The nearest Metro station is Percy Main which is one and a half miles away from the museum. If travelling from Percy Main, please take the number 19 bus (Cobalt South). If travelling from Wallsend, please take the number 42 bus. The 310 bus starts from the Haymarket Bus Station in Newcastle and stops outside the museum. The Museum bus stop is Cobalt South and there are buses every 15 minutes.
- For more information on public transport telephone the NEXUS traveline on 0871 200 2233 or visit the [traveline website](#).

□ **By Car**

- There is free parking at the museum.
- The museum is well signposted from the A19/A1058 junction and is behind the Silverlink Retail Park, adjacent to the Blyth & Tyne cycle route.

Pre-visit information

Entrance Charges

There is free admission to the museum for everyone. **There is a charge for the heritage train ride. A concession rate is available. Donations are always welcome.**

Building Entrance

There is a short gentle ramp leading to the main entrance from the car park. One set of automatic double doors lead into the entrance.

Getting Around

The Museum is all on one level. It has a very simple layout with aisles between the rows of large exhibits. The floor is uneven in some areas, where rail tracks are embedded in the surface. However, walkway matting is provided at certain points to make it easier to cross the rails. If you require assistance with boarding or leaving the passenger train coaches please ask a member of staff. Wheelchairs can be accommodated in the guards van, accessed via a ramp.

Seating

Lightweight plastic chairs and bench seating with arms are available throughout the Museum.



Gallery Plans

Standard, large print and Braille gallery plans are available from the front of house staff.

Assistance Dogs

We welcome assistance dogs. We can provide a bowl of water.

Induction Loops

There is an induction loop in the John Storey Learning Room.

Talking Audio Guides and Listening Point

Touch tours can be arranged through the Learning Officer. Please contact the museum for details.

Films and Interactive Displays

Many of the exhibits can be freely touched. There are a number of information panels about the exhibits which include audio and tactile information.

Pre-visit Information

If you would like further information about how to get to the Museum and what it has, we do have pre-visit information available in large print, Braille, audio cassette and audio CD formats available to borrow. Please contact the Museum for further information.

We can produce a range of materials including leaflets and venue guides in various forms. Please contact the Museum for further information.

Wheelchair Hire

A wheelchair is available for use. Please ask a member of staff if you would like to borrow it. It is recommended that you book it in advance. There is no charge for this service.

Fire Alarms

The fire alarms give an audible bell and visual warning. If you are likely to be unable to hear the alarms or will need assistance to evacuate the building in the event of a fire alarm please tell a member of staff on your arrival.

Access statement

We make every attempt to make the venue as accessible as possible but aspects of the building and the nature of the exhibits on display sometimes make it difficult to make everything fully accessible. For example

- i) The locomotives and rolling stock are heritage items, which in many cases have not been designed with accessibility in mind. It is often not possible to enhance physical access whilst retaining the historical integrity of the objects.
- ii) Many of our exhibits need to be protected from damage caused either accidentally by visitors or indeed by the environments in which they are displayed.
- iii) There are other occasions when items on open display need to be protected and cannot be touched. Furthermore, since many of these items are large mechanical machines and rolling stock they can also present a hazard to visitors. In these instances you may find that there are some low slung barriers which will indicate how close you can get to something. Again if you require further assistance, please ask a member of staff but remember you may not be allowed to touch it.

Arriving at Stephenson Railway Museum


- The outside of the Stephenson Railway Museum looks like this.



Ground Floor


Entrance to the museum is at ground level. The museum is on one floor.

Navigating your way around the museum



If you are lost there are plenty of people to ask. They all have badges like this

Or this



Additional signage



In case of a fire please find these green signs and follow them to the fire exits.



Accessible Toilets/Baby Changing Areas

There are male and female toilets and accessible toilets in the main entrance. Baby changing is available in the accessible toilet.

Café Area

- In the main entrance there is a seating area. Occasionally, on special event days the café will be open. Please contact the Museum for details.



Enter the museum from the cafe



Please be aware



You may experience some unfamiliar sights, sounds and smells

You might hear unfamiliar and loud noises of the engines and whistles

- Trains moving on the track
- Loud Banging from repairs to cabs and carriages

You may also smell

- Diesel and burning coal

Navigating your way around the museum

There is a small gift shop selling a range of gifts, books and children's items. It is located just inside the entrance to the main museum display area.



Seating and play areas

You can sit and play here.

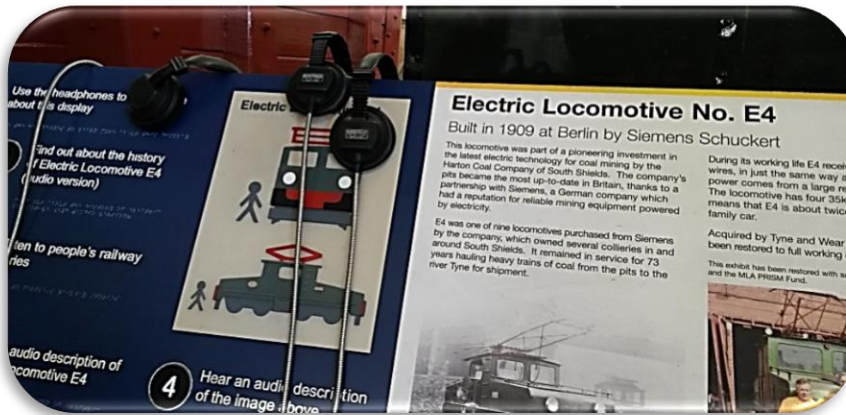


Early Years Activities

There is lots to see and do in the museum for young children



Touch, See, Listen and Explore



Exhibits you can climb on and explore




The Luggage Van


An electrically-powered parcels van of 1904 from the pioneering Tyneside suburban electric railway system

Clio Cab

There is recorded audio of a steam train here in this exhibit.



Some of our most famous exhibits



The early locomotive 'Billy' designed by George Stephenson- built in Newcastle around 1826 and used for hauling coal



We have lots of displays about transport in the north-east



George and Robert Stephenson


We have lots of
information about
the “Father of the
Railways”
George
Stephenson and
his son Robert



Outdoor seating



Outside the museum and
on the platform



Herb Garden

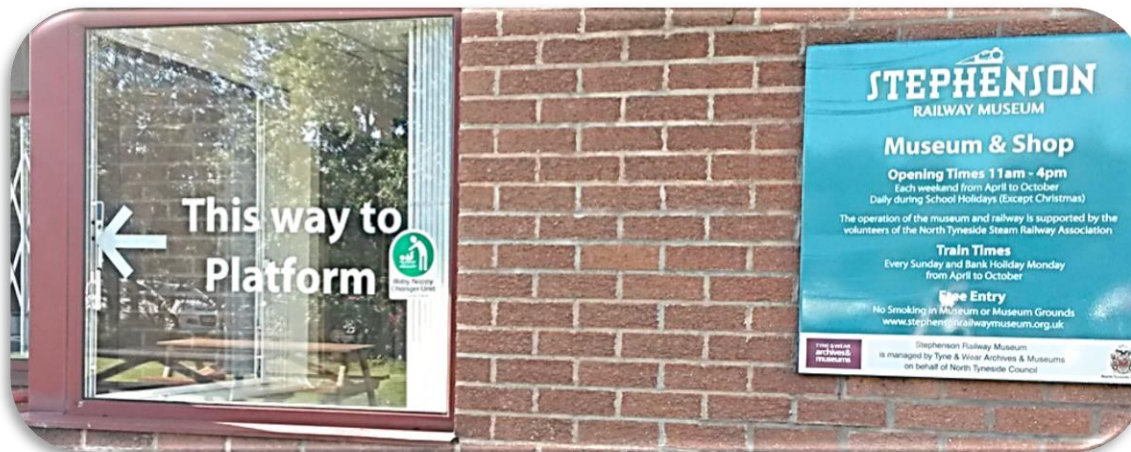


You can smell and touch this

How to get to the trains



Once outside the museum follow the signs to reach Middle Engine Platform for your train ride



Middle Engine Lane platform



We sometimes offer train rides at weekends and during the holidays.



John Storey Learning Room

A large airy room with plenty of space for creativity and a sink for cleaning up!
Available for workshops and family events.



Additional information for schools

- ☐ Please enjoy visiting our shop
- ☐ Clipboards and pencils can be available to borrow for your visit
- ☐ A list of Hazard IDs and learning resources for your visit are available here <https://stephensonrailwaymuseum.org.uk/learning/essential-information>

See you soon....

